

# VALMIN Code Reporting

ASSOCIATE CERTIFICATE



*Understand value. Ensure compliance. Report responsibly.*

## Course overview

Gain a **strong foundation in public reporting principles** for technical assessments and valuations of mineral assets under the VALMIN Code. Over 5 weeks, this course provides mining professionals with a comprehensive understanding of the VALMIN Code, helping them apply its principles in real-world reporting contexts. Learn from experts, explore case studies, and build the confidence to meet regulatory standards and stakeholder expectations.

- ✓ 100% online and flexible
- ✓ Suitable for technical and non-technical professionals
- ✓ Digital credential and PD hours awarded

## Why this course matters

In mining, transparency, consistency and integrity in public reporting are non-negotiable. The **VALMIN Code is the recognised standard for reporting mineral asset assessments and valuations**. Yet, many professionals lack formal training in its practical application.

This course is designed to:


- Clarify the requirements and intent behind the Code
- Provide a structured approach to reporting valuation and assessment
- Strengthen regulatory compliance and reduce risk
- Build internal capability for competent and defensible public reporting


## Who should enrol?


This course is ideal for professionals involved in public reporting, technical assessments, valuations, or mineral project reviews, including:

- Geologists and Mining Engineers
- Project and Resource Valuation Professionals
- Competent Persons under the VALMIN Code
- Financial Analysts and Corporate Development Executives
- Investors, Consultants, and Legal Advisors seeking context

 **PD HOURS**  
20 hours

 **Delivery**  
100% online

 **Duration**  
5 weeks

 **Certificate**  
Digital credential

## Pricing

Member \$1,550  
Non-member \$2,020

Prices are in Australian dollars and are inclusive of 10% GST

Discounts available when 3 or more participants book together.

[Scan for more information](#)



[ENROL NOW](#)

## What you'll learn

- The scope, structure, and application of the VALMIN Code
- Key principles such as materiality, transparency, and competence
- The process of conducting and reporting a technical assessment or valuation
- Common misunderstandings and risks in public reporting
- How to produce reports that meet ASX listing rules and stakeholder expectations

## Career outcomes

- Qualify yourself as a trusted contributor to mineral asset assessments and public reporting
- Expand your capability to support feasibility studies, IPOs, M&As, and capital raising
- Enhance your profile with a recognised industry credential
- Position yourself as a valuation expert within your organisation

## Organisational benefits

- Ensure compliance with the VALMIN Code
- Build in-house capability to assess, review and validate mineral asset valuations
- Reduce exposure to legal and reputational risk in public disclosures
- Improve consistency and rigour across technical reports and investment documents

## Avoid compliance risk. Deliver trusted reports

Incorrect or non-compliant reporting can jeopardise investor confidence and regulatory standing. Equip your team with the tools and knowledge to report with integrity and precision.

Understand the fundamental principals of technical assessments and how to value mineral assets.

**ENROL NOW**



## Facilitators

See full facilitator profiles on our course page.



**Ivy Chen**

Principal, GeoReg Mining and Compliance



**Paul Dunbar**

Principal, Valuation and Resource Management



**Graham Jeffress**

Partner, Service Lead - Sustainable Mining Services, ERM



**Ashton Lombardo**

Partner, Advisory, BDO



**Leigh Slomp**

General Manager - Technical Services, Arcadium Lithium



## VALMIN Code Reporting modules

### 1

#### Why the VALMIN Code?

In this module you will learn about why the VALMIN Code is important:

1. Describe why using the VALMIN Code is important
2. Define when and how the Code is used
3. Demonstrate how the VALMIN Code interacts with the JORC Code
4. Demonstrate VALMIN Code interaction with other regulations
5. Describe the roles of VALMIN Practitioners
6. Describe who has responsibility for correct Code application
7. Outline how the use of the VALMIN Code is governed
8. Define the VALMIN Code principles, in particular independence and reasonableness
9. Explain the priority of guidance and where VALMIN Code fits

### 3

#### Undertaking valuations

In this module you will learn how to undertake valuations:

1. Explain the basis of value in the VALMIN Code
2. Recall the responsibility of the Practitioner with respect to Valuation Approaches and Methods
3. Identify the most commonly applied Valuation Methods and their relationship to the Valuation Approaches
4. Identify areas of concern and typical pitfalls in the application of Valuation Methods
5. Describe inputs into Valuation Methods, including CAPM, JV and Kilburn Geoscientific inputs
6. Recognise the assets that can be valued using the VALMIN Code
7. Describe the importance of a valuation range
8. Explain market discounts and premia

### 2

#### Preparing technical assessment reports

In this module you will learn how to prepare Technical Assessment Reports:

1. Explain the primary purpose of a VALMIN Public Report  
Describe the commissioning of a VALMIN Public Report
2. Describe what a VALMIN public report is, and how it can be used
3. Identify a VALMIN non-public report
4. Describe how a technical assessment report (evaluation) is different from a valuation report
5. Recognise the key elements of a VALMIN Technical Report
6. Explain site inspection requirements
7. Explain why indemnities and declarations are important
8. Describe the key roles in the VALMIN report process

### 4

#### Finalising the report

In this module you will learn how to finalise the report:

1. Explain the key steps in finalising a public VALMIN report (sharing draft, feedback, updates, regulator review, finalisation) and the key elements of each
2. Describe the different steps required for a report with a technical assessment only, compared with one with a technical assessment and valuation
3. Describe requirements for finalising the assignment, including the Practitioner's record keeping obligations
4. Discuss common misconceptions regarding the VALMIN Code
5. Give examples by way of practical guidance, anecdotes, experiences and case studies